

# ASSEMBLY INSTRUCTIONS

Urban Bench | 43"



## PIECES

1 x



Board (w/ 6 holes)

3 x



Board (w/ 4 holes)

2 x



Support foot

2 x



Plastic lock

18 x



Screw 2 1/4"

2 x



Screw 1"

20 x



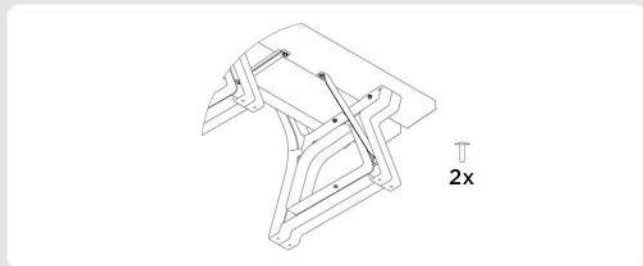
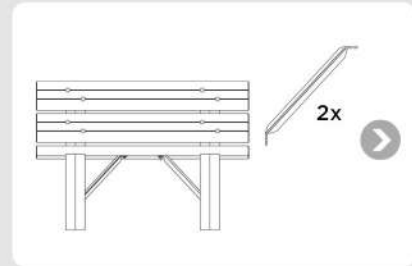
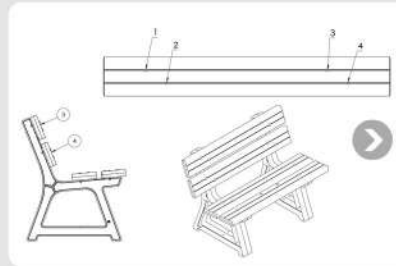
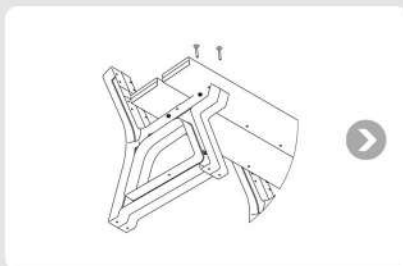
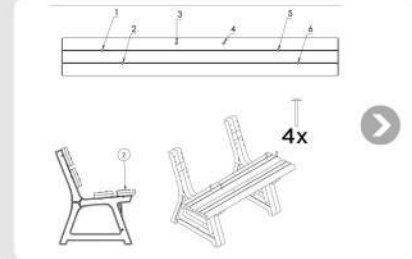
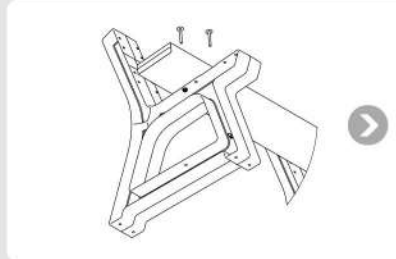
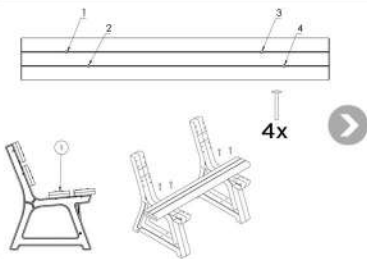
Hex nut

20 x



Washer

## STEP BY STEP



▼ END

Contact us:

**For US Corporation:**

[www.foruseco.com](http://www.foruseco.com)

1-561-774 0707

**In Brasil:**

[www.inbrasil.ind.br](http://www.inbrasil.ind.br)

+55 042 3135-5000

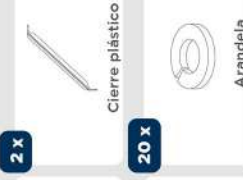
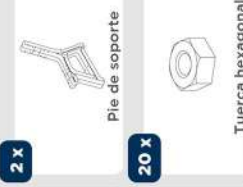
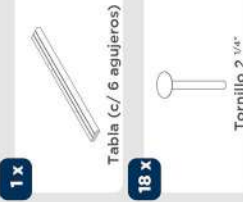


# INSTRUCCIONES DE ENSAMBLE

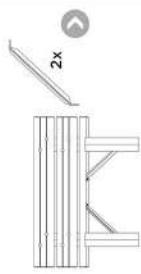
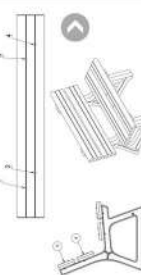
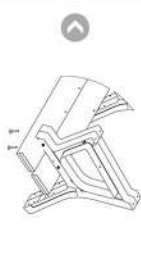
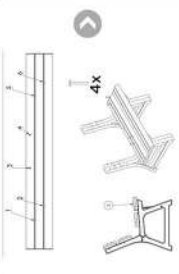
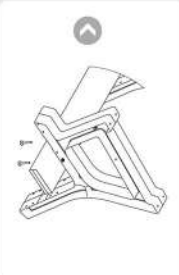
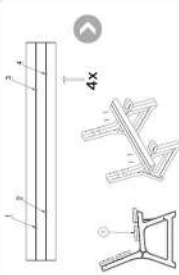
Banco Urban | 1,10m



## PIEZAS



## PASO A PASO



Contáctenos:

**For US Corporation:**  
[www.foruseco.com](http://www.foruseco.com)  
1-561-774 0707

**In Brasil:**

[www.inbrasil.ind.br](http://www.inbrasil.ind.br)  
+55 042 3135-5000

▶ FIN

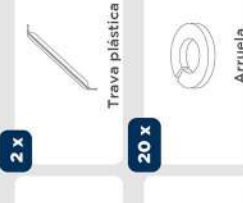
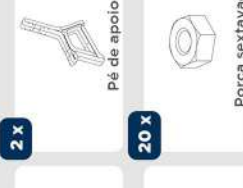
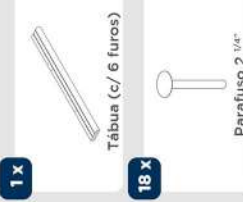


# MANUAL DE MONTAGEM

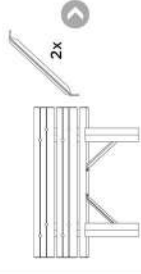
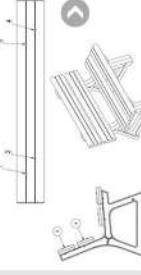
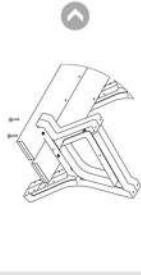
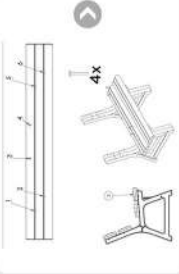
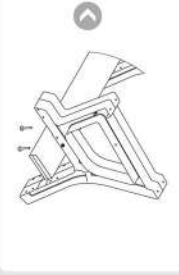
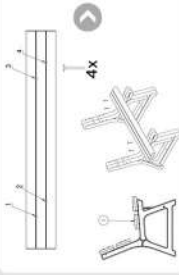
Banco Urban | 1,10m



## PEÇAS



## PASSO A PASSO



Fale com a gente:

**For US Corporation:**  
[www.foruseco.com](http://www.foruseco.com)  
1-561-774 0707

**In Brasil:**

[www.inbrasil.ind.br](http://www.inbrasil.ind.br)  
+55 042 3135-5000

▶ FIM

