

ASSEMBLY INSTRUCTIONS

Premium bench | 80"



PIECES

1 x



Board (with 12 holes)

3 x



Board (with 8 holes)

2 x



Arm rest

4 x



Plastic lock

4 x



Support foot

36 x



Screw 2 1/4"

4 x



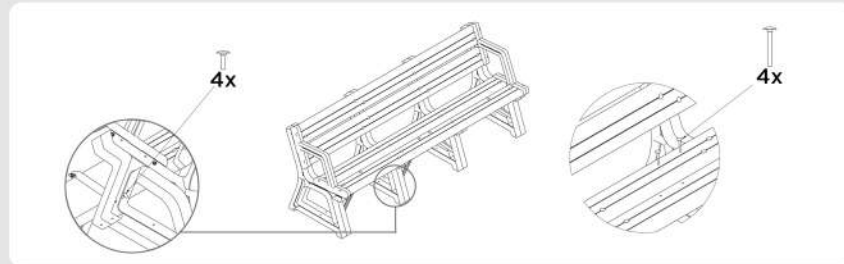
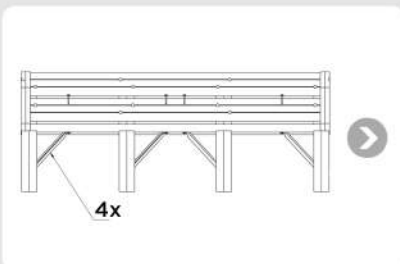
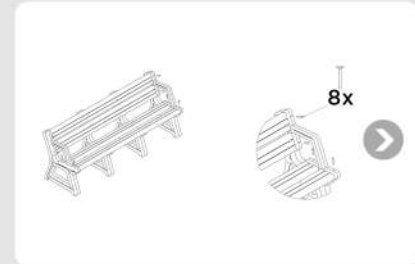
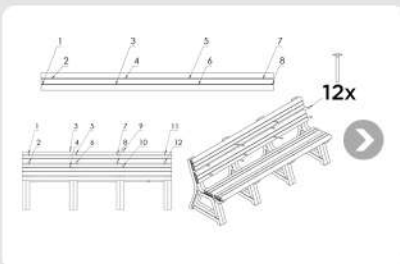
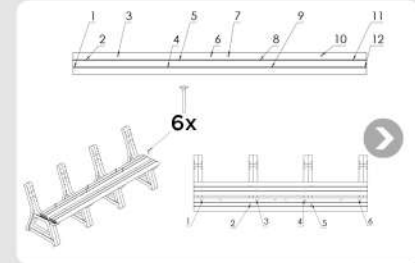
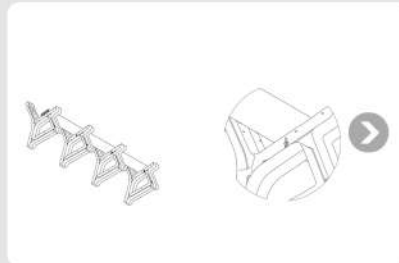
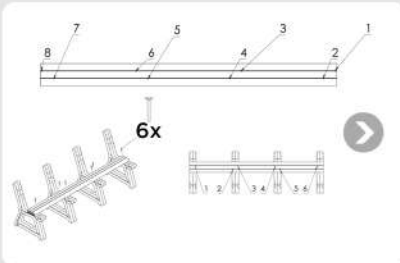
Screw 1"

40 x



Hex nut and washer

STEP BY STEP



END

Contact us:
For US Corporation:
www.foruseco.com
 1-561-774 0707

In Brasil:
www.inbrasil.ind.br
 +55 042 3135-5000



INSTRUCCIONES DE ENSAMBLE

Banco Premium | 2,00m



PIEZAS

1 x



Tabla (c/ 12 agujeros)



Pie de soporte

3 x

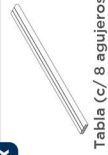


Tabla (c/ 8 agujeros)



Tornillo 2 1/4"

2 x



Apoyo de brazo



Tornillo 1"

4 x



Cierre plástico



Tuerca hexagonal y arandela

MANUAL DE MONTAGEM

Banco Premium | 2,00m



PEÇAS

1 x

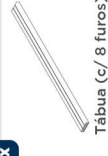


Tábua (c/ 12 furos)



Pé de apoio

3 x



Tábua (c/ 8 furos)



Parafuso 2 1/4"

2 x



Apoyo de brazo



Parafuso 1"

4 x

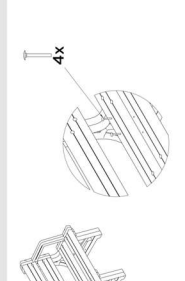
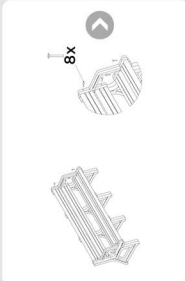
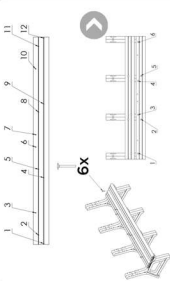
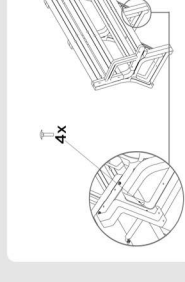
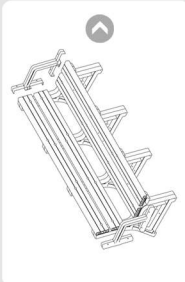
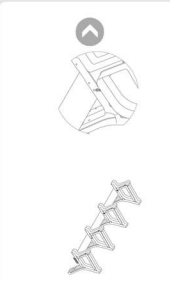
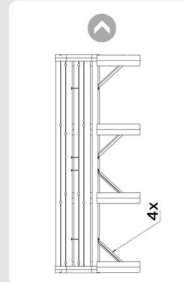
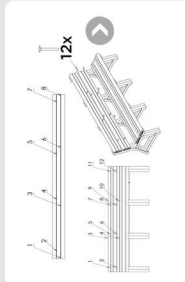
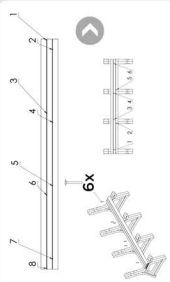


Mão francesa

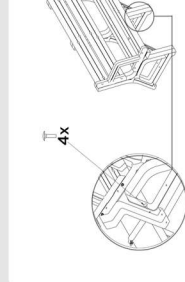
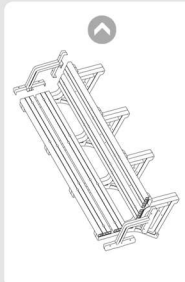
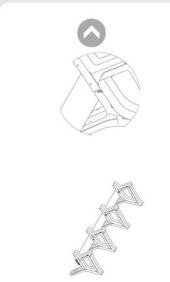
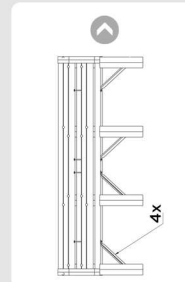
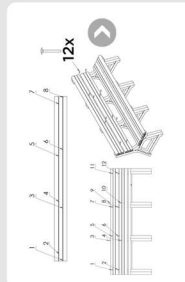
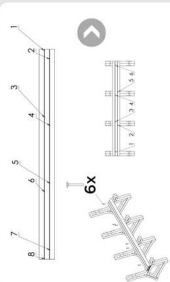


Peça sextavada e arruela dentada

PASO A PASO



PASO A PASO



Contáctenos:

For US Corporation:

www.foruseco.com

1-561-774 0707

In Brasil:

www.inbrasil.ind.br

+55 042 3135-5000

FIN



END



Fale com a gente:

For US Corporation:

www.foruseco.com

1-561-774 0707

In Brasil:

www.inbrasil.ind.br

+55 042 3135-5000