

# ASSEMBLY INSTRUCTIONS

Backless bench | 59"



## PIECES

1 x



Middle Foot

2 x



Side Foot

1 x



Middle Board (w/ 9 holes)

2 x



Middle Board (w/ 6 holes)

3 x



Bench Lock

21 x



Screw 2"

3 x



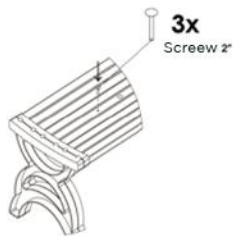
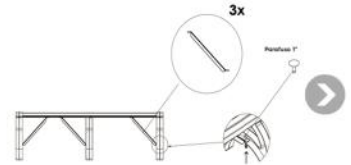
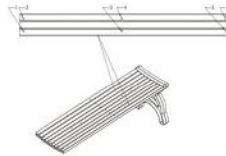
Screw 1"

24 x



Hex Nut and Washer

## STEP BY STEP



▼ END

Contact us:

**For US Corporation:**


[www.foruseco.com](http://www.foruseco.com)

1-561-774 0707

**In Brasil:**

[www.inbrasil.ind.br](http://www.inbrasil.ind.br)

+55 042 3135-5000



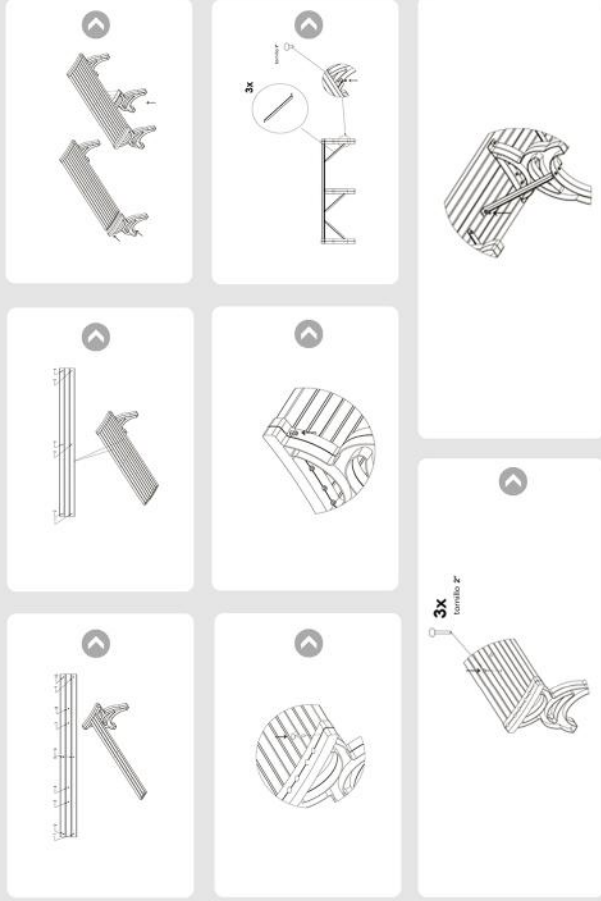
# INSTRUCCIONES DE ENSAMBLE

Banco sin respaldo | 1,50m



- PIEZAS**
- 1x Pie central
  - 3x Cierre plástico
  - 2x Pie lateral
  - 1x Tabla central (c/ 9 agujeros)
  - 2x Tabla lateral (c/ 6 agujeros)
  - 21x Tornillo 2"
  - 3x Tornillo 1"
  - 24x Tuerca Hexagonal y arandela

## PASO A PASO



➤ FIN

Contáctenos:

**For US Corporation:**

[www.foruseco.com](http://www.foruseco.com)

1-561-774 0707

**In Brasil:**

[www.inbrasil.ind.br](http://www.inbrasil.ind.br)

+55 042 3135-5000

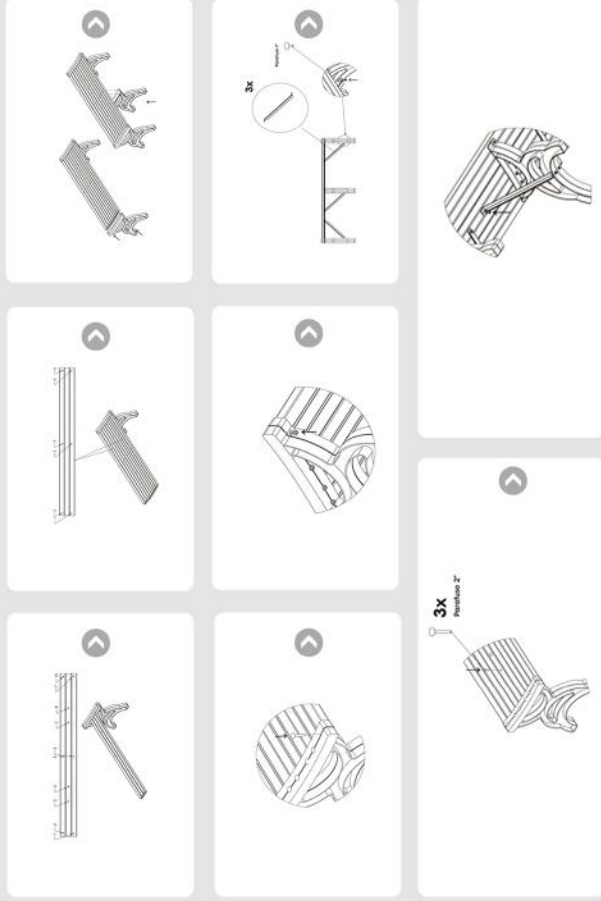
# MANUAL DE MONTAGEM

Banco sem Encosto | 1,50m



- PEÇAS**
- 1x Pé central
  - 3x Trava para banco
  - 2x Pé lateral
  - 1x Tábua central (c/ 9 furos)
  - 2x Tábua central (c/ 6 furos)
  - 21x Parafuso 2"
  - 3x Parafuso 1"
  - 24x Porca sextavada e arruela

## PASSO A PASSO



➤ FIM

Fale com a gente:

**For US Corporation:**

[www.foruseco.com](http://www.foruseco.com)

1-561-774 0707

**In Brasil:**

[www.inbrasil.ind.br](http://www.inbrasil.ind.br)

+55 042 3135-5000

