

ASSEMBLY INSTRUCTIONS

Backless bench | 45"



PIECES

1 x



Middle foot

2 x



Side foot

1 x



Middle board (w/ 9 holes)

2 x



Middle board (w/ 6 holes)

3 x



Bench lock

21 x



Screw 2"

3 x



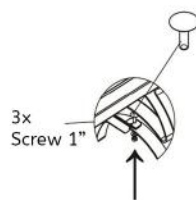
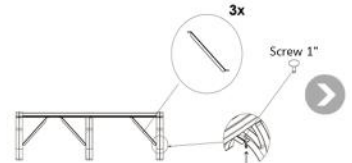
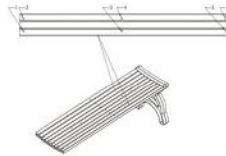
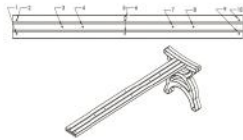
Screw 1"

24 x



Hex nut and washer

STEP BY STEP



▼ END

Contact us:

For US Corporation:

www.foruseco.com

1-561-774 0707

In Brasil:

www.inbrasil.ind.br

+55 042 3135-5000



INSTRUCCIONES DE ENSAMBLE

Banco sin respaldo | 1,15m



In Brasil



MANUAL DE MONTAGEM

Banco sem Encosto | 1,15m



In Brasil



PIEZAS

1 X



Pié central

3 X



Cierre para banco

2 X



Pié lateral

21 X



Tornillo 2"

1 X



Tabla central (c/ 9 agujeros)

3 X



Tornillo 1"

2 X



Tabla lateral (c/ 6 agujeros)

24 X



Tuerca hexagonal y arandela

PEÇAS

1 X



Pié central

3 X



Trava para banco

2 X



Pié lateral

21 X



Parafuso 2"

1 X



Tábua central (c/ 9 furos)

3 X



Parafuso 1"

2 X



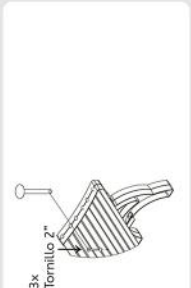
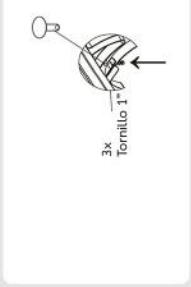
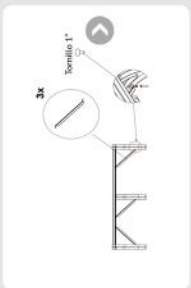
Tábua lateral (c/ 6 furos)

24 X

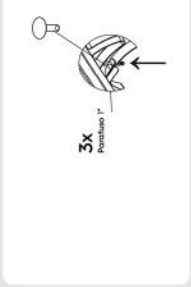
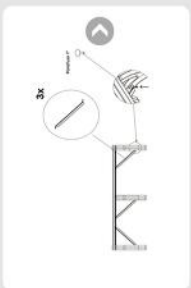


Porca sextavada e arruela

PASO A PASO



PASSO A PASSO



Contáctenos:

For US Corporation:

www.foruseco.com

1-561-774 0707

In Brasil:

www.inbrasil.ind.br

+55 042 3135-5000

FIN



FIM



Fale com a gente:

For US Corporation:

www.foruseco.com

1-561-774 0707

In Brasil:

www.inbrasil.ind.br

+55 042 3135-5000